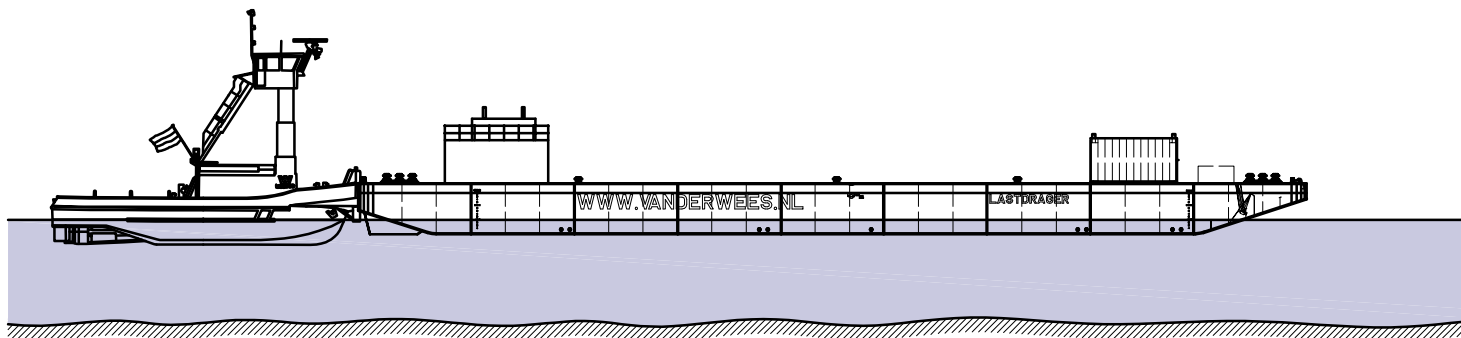
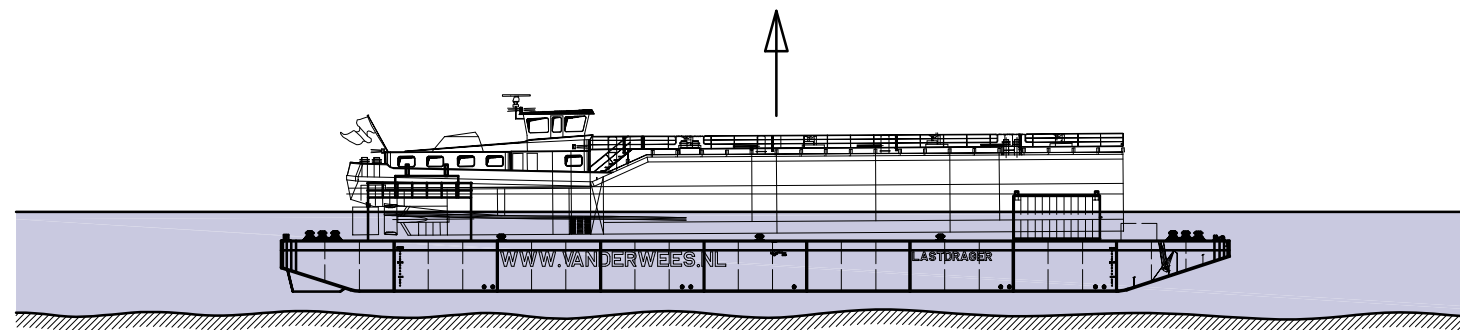


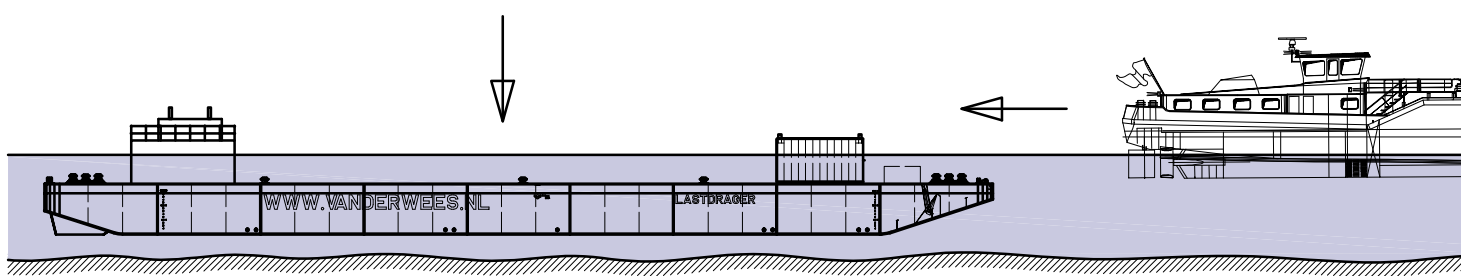
① Pontoon is delivered to a suitable location and prepared for submersion.



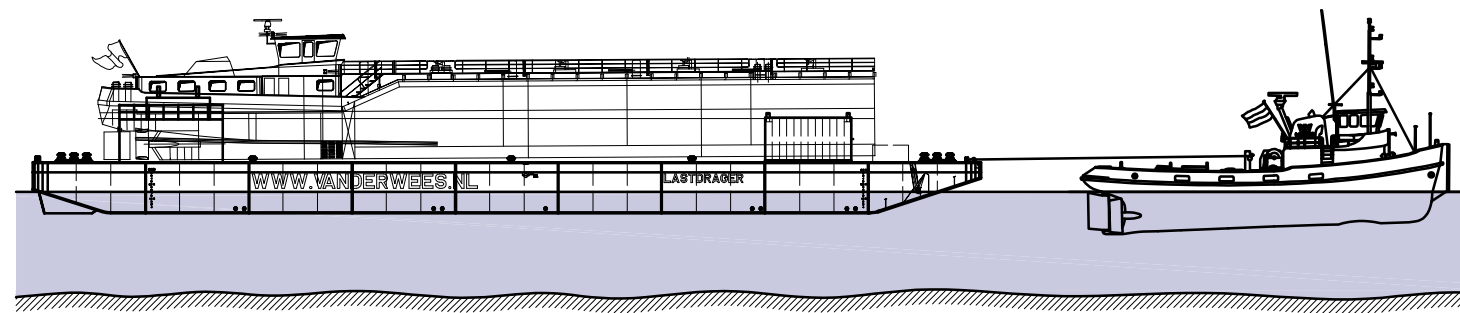
③ The water in the ballast tanks is forced out by compressed air. Consequently the pontoon rises to the surface.



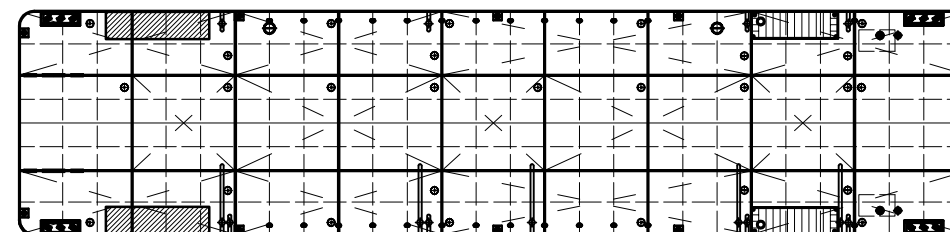
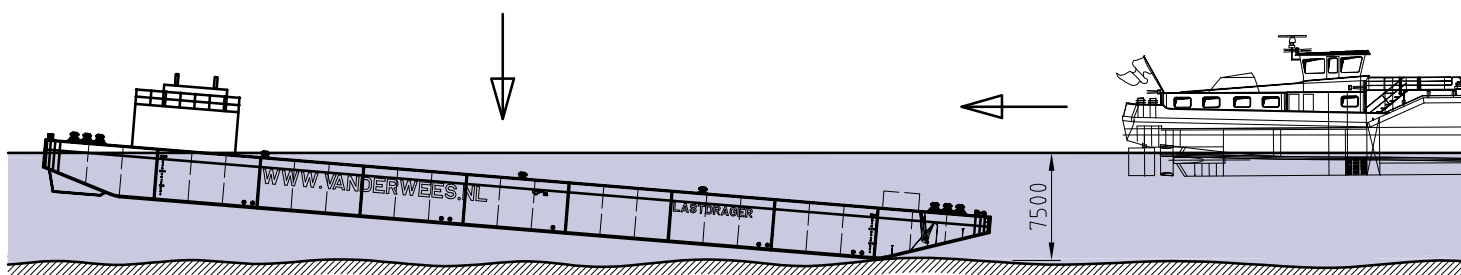
②a Option 1: Pontoon is horizontally submerged to the required depth by its internal ballasting system. Next the cargo is brought into position above the submerged pontoon.



④ Pontoon and cargo are prepared for transport.



②b Option 2: The front of the pontoon is placed on the bottom by its internal ballasting system. Next the cargo is brought into position above the submerged pontoon.



02				
01				
00	29.08.2005	T. Lavrijssen	First Issue	
REV.	DATE	DRAWN BY	REASON FOR REVISION	
PAPER SIZE	SCALE	DRAWING NUMBER	DRAWING STATUS	
A3	N.T.S.	VDWFLOFLO-DWG01	PRELIMINARY	

CLIENT	Van der Wees Watertransporten B.V.
PROJECT	Method drawings
DESCRIPTION	Float-on / Float-off concept

VAN DER WEES WATERTRANSPORTEN B.V.
 's-Gravendeelsedijk 100, Dordrecht
 P.O. Box 629, 3300 AP Dordrecht, Holland
 Telephone : + 31 (0)78 - 648 26 65 info@vanderwees.nl
 Telefax : + 31 (0)78 - 613 25 96 www.vanderwees.nl
 Specialists in towage services and transports since 1907

